

**Strategy**

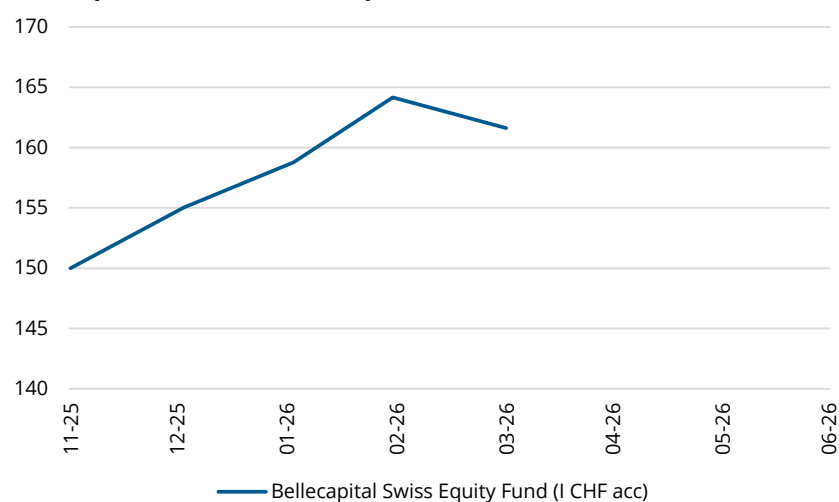
The investment objective of the fund is to achieve long-term capital gains while ensuring risk diversification through investments in equity securities of companies that are listed on a Swiss stock exchange, have their registered office or a significant part of their business activities in Switzerland, or act as holding companies with a predominant share of investments in companies based in Switzerland.

The portfolio is actively managed and may have an increased weighting in small- and mid-cap companies. Investments in this segment may involve higher price and liquidity risks. The investment strategy is based on a disciplined investment process applying both qualitative and quantitative selection criteria.

**Performance Analysis (I CHF acc in %) <sup>1</sup>**

Return	1m	3m	6m	YTD	1y	3y p.a.	5y p.a.	Since inception p.a.	Since inception
<b>Fund</b>	(1.55)	4.25	-	4.25	-	-	-	-	7.74

**Development NAV since inception (I CHF acc)**



**Return metrics (%) <sup>1</sup>**

Median return	2.88
Best month	3.39
Worst month	(1.55)
Share of positive months	75.00

**Risk metrics (%) <sup>1, 2</sup>**

Volatility	-
VaR (95%), 1m	-
Max. drawdown	-

**Market Capitalisation (%) <sup>1, 2, 3</sup>**

Below CHF 1 bn	20.4
CHF 1 bn - CHF 10 bn	65.7
Above CHF 10 bn	13.9

**Expected Div. Yield p.a. (%) <sup>1, 2, 3</sup>**

Equity portfolio	2.26
Total portfolio	2.14

**Portfolio Structure (%) <sup>1, 2, 3</sup>**

Equity exposure	94.9
Cash exposure	5.1

1) Data is sourced from the custodian and matches the date of the fact sheet

2) Metrics will be reported once the fund has a minimum 12-month track record

3) The allocation is subject to change

**This is a marketing document**

**General**

Asset class focus	Swiss All Cap Equites
Portfolio Manager	Bellecapital AG
Inception date	28.11.2025
Duration	Open-ended
Total assets (CHF mn)	26.75
NAV (I CHF acc)	161.61
Fund domicile	Switzerland
Tax Transparency	CH, DE, AT, GB
Distribution Right	CH, DE

**Minimum initial subscription**

BC CHF acc No minimum, restricted to clients with a mandate

A CHF acc / A CHF dist No minimum

I CHF acc / I CHF dist CHF 5 mn

**Subscription terms**

Subscriptions received until 14:00 on a business day receive the end-of-day NAV of the same day.

**Redemption terms**

Redemptions received until 14:00 on a business day receive the end-of-day NAV of the same day.

**Total expense ratio (TER)**

BC CHF acc	Max. 0.17%
A CHF acc / A CHF dist	Max. 1.50%
I CHF acc / I CHF dist	Max. 1.00%

**Contacts**

**Fund Management Company**

IPConcept (Schweiz) AG

+41 44 224 32 00

info.ch@ipconcept.com

www.ipconcept.com

**Custodian**

DZ PRIVATBANK (Schweiz) AG

+41 44 214 94 00

info@dz-privatbank.com

www.dz-privatbank.com

**Investment Manager**

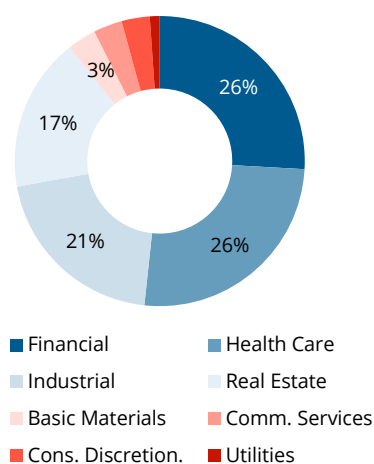
Bellecapital AG

+41 44 250 87 87

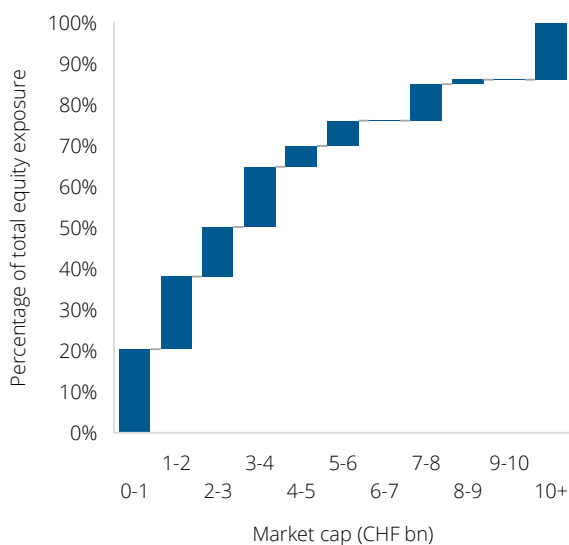
bcpartners@bellecapital.ch

www.bellecapital.com

## Equity Sector Allocation <sup>1, 2</sup>



## Market Capitalisation <sup>1, 2</sup>



## Top 10 Holdings

POLYPEPTIDE	3.22
CURATIS	3.20
BASILEA PHARMA	3.14
BVZ	3.11
DOTTIKON ES	3.10
ZUG ESTATES	3.09
BURKHALTER	3.09
SANDOZ	3.09
HBM HEALTHCARE	3.09
VAUDOISE ASSURANCES	3.07
% Top 10 Holdings in PF	31.21
Total No. of Holdings	43

## NAV (%) <sup>1, 2</sup>

## Largest Performance Contributors <sup>1, 2</sup>

CURATIS	0.49%
BVZ	0.33%
VAUDOISE ASSURANCES	0.26%
POLYPEPTIDE	0.23%
WALLISER KANTONALBANK	0.22%
SANDOZ	-0.23%
EFG INTERNATIONAL	-0.26%
AMRIZE	-0.29%
ABB	-0.29%
MONTANA AEROSPACE	-0.42%

## Performance Table Swiss Equity Fund (I CHF acc) in % <sup>1, 4</sup>

	Jan	Feb	Mar	Apr	May	Jun	Jul	Aug	Sep	Oct	Nov	Dec	Fund
2026	2.42	3.39	(1.55)	-	-	-	-	-	-	-	-	-	4.25
2025	-	-	-	-	-	-	-	-	-	-	-	3.35	3.35

1) Data is sourced from the custodian and matches the date of the fact sheet

2) Metrics will be reported once the fund has a minimum 12-month track record

4) Performance for calendar year 2025 is shown from the fund's inception date of 28 November 2025

## Share Classes Overview <sup>1, 4</sup>

	<b>BC CHF acc</b>	<b>A CHF acc</b>	<b>A CHF dist</b>	<b>I CHF acc</b>	<b>I CHF dist</b>
<b>Inception</b>	28.11.2025	24.03.2026	-	28.11.2025	08.01.2026
<b>ISIN</b>	CH1490209983	CH1490209991	CH1490210007	CH1490210015	CH1490210023
<b>Valor</b>	149020998	149020999	149021000	149021001	149021002
<b>Bloomberg</b>	BESWEFB SW	BESEFAC SW	BESWEFA SW	BESWEFI SW	BESWEID SW
<b>NAV</b>	162.05	153.00	150.00	161.61	153.80
<b>MTD (%)</b>	(1.48)	2.00 <sup>5</sup>	-	(1.55)	(1.56) <sup>5</sup>
<b>YTD (%)</b>	4.46	2.00 <sup>5</sup>	-	4.25	2.53 <sup>5</sup>
<b>2025</b>	3.42	-	-	3.35	-

1) Data is sourced from the custodian and matches the date of the fact sheet

4) Performance for calendar year 2025 is shown from the fund's inception date of 28 November 2025

5) Performance for the year 2026 is shown from the share class inception date

## Disclaimer

This document is for marketing purposes. Please read the current sales prospectus and the KID before entering in any transaction. The only basis for the purchase of a fund are the Key Information Document (KID), the current Sales Prospectus with the Management Regulations or the articles of incorporation, the most recently published and audited Annual Report and the most recently published unaudited Semi-Annual Report, which can be obtained free of charge in German language from IPConcept (Luxembourg) S.A. (société anonyme), 4, rue Thomas Edison L-1445, Strassen, Luxembourg (see also [https://www.ipconcept.com/ipc/en/funds\\_overview.html](https://www.ipconcept.com/ipc/en/funds_overview.html)). Risks can be found in the Sales Prospectus. The Sales Prospectus and the KIDs must be made available to the investor prior to purchase. The tax treatment depends on the individual circumstances of each investor. This marketing communication is for information purposes only and does not constitute an offer to buy or sell fund units. In particular, the recipient is advised to check the information with regard to its compatibility with his or her own personal circumstances, legal, regulatory, tax and other consequences, if necessary with the assistance of an advisor. Please refer to the current sales prospectus for information on opportunities and risks. No assurance can be given that the investment objectives will be achieved. This promotional communication is addressed exclusively to interested parties in the countries in which the aforementioned funds are authorised for public distribution.

The Fund was established under Swiss law and is authorised for distribution in Switzerland, Liechtenstein and Germany. The Fund may not be publicly offered for sale in the United States of America ("USA") or for the benefit of US persons.

The Management Company may decide to discontinue the arrangements it has made for the distribution of the units of its collective investment undertakings in accordance with Article 93a of Directive 2009/65/EC. Further information on investor rights in English <https://www.ipconcept.com/ipc/en/investor-information.html> and German language <https://www.ipconcept.com/ipc/de/anlegerinformation.html> can be found on the Management Company's website ([www.ipconcept.com](http://www.ipconcept.com)).

For investors in Switzerland: The Fund management Company is IPConcept (Schweiz) AG, Bellerivestrasse 36, P.O. Box, CH-8008 Zurich, the paying agent is DZ PRIVATBANK (Schweiz) AG, Bellerivestrasse 36, P.O. Box, CH-8008 Zurich and the custodian is DZ PRIVATBANK (Schweiz) AG, Bellerivestrasse 36, P.O. Box, CH-8008 Zurich. The Prospectus, the Key Investor Information Document and the Annual and Semi-Annual Reports may be obtained free of charge from the Fund management Company and the custodian. Past performance, simulations or forecasts are no reliable indicator of future performance. The gross performance according to the BVI method does not take into account the costs charged on the issue and redemption of units (issue and redemption premium) and fees incurred during the holding period (e.g. transaction costs). The investor may incur securities account costs and other costs (e.g. custody or safekeeping costs), which reduce the performance. It should be noted that the value of the acquired units may fluctuate due to fluctuations in the investments in the fund and the listing of the securities. The fund exhibits increased volatility due to the composition of its portfolio or the portfolio management techniques used, i.e. the unit price may be subject to considerable upward and downward fluctuations even within short periods of time.